

# Schüco ASE 70 PD.ME Gen2

Aluminium Panorama Design Sliding System



# Schüco ASE 70 PD.ME Gen2

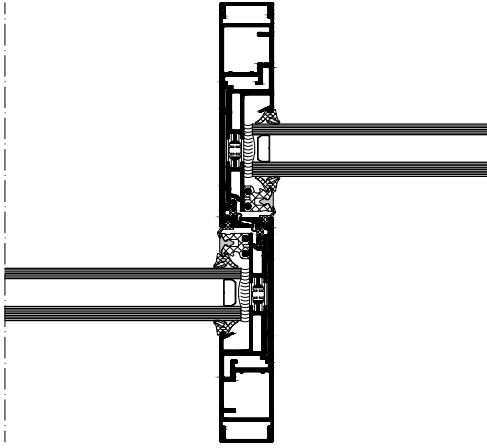


The 2nd generation of the ASE 70 PD.ME Panorama Design sliding system has been developed to offer even more captivating designs and breathtaking panoramic views. Thanks to its floor-to-ceiling glazing design and extremely narrow profiles the ASE 70 PD.ME Gen2 ensures maximum transparency for sophisticated architecture.

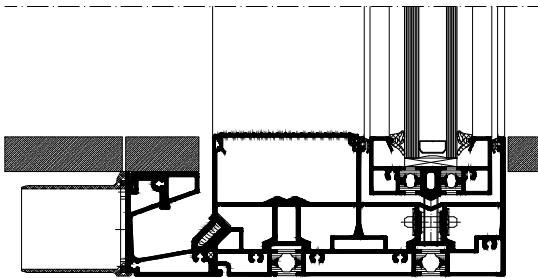
The new Panorama Design sliding system stands out with its smart locking system and ease of operation despite high vent weights. The different options of level thresholds enable a smooth transition between inside and outside for a continuous living space. The ASE 70 PD.ME Gen2 opens up unlimited design freedom for building integration thanks to its wide range of opening types and vent/frame profile combinations.

Schüco Panorama Design façade can also be seamlessly merged with the sliding system without any visible coupling profile to allow one harmonious visual experience. With the ASE 70 PD.ME Gen2, Schüco is once again highlighting its world leading position as the driving force for architectural system-based solutions.

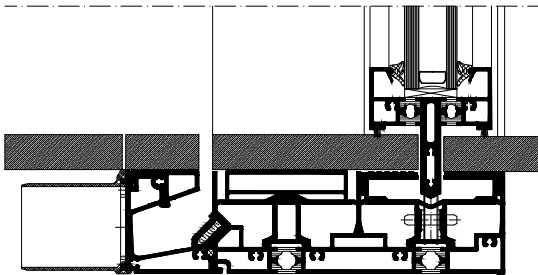
# Technical data



31mm interlock



Level threshold



Invisible threshold

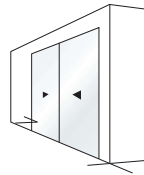
## Product benefits

- Extremely narrow face width of 31 mm in the interlock section
- Floor-to-ceiling glazing, maximum transparency and aesthetic design
- Wide selection of opening types, up to six-tracks
- Thermally insulated Panorama Design system, perfect for the Middle East climate
- Different threshold options allowing unrestricted access
- Attractive 90° opening without a corner frame in the open position
- Glass thickness up to 40 mm
- Extended vent/frame options, optimum building integration
- Seamless integration with PD façade systems, capped and structurally glazed
- Minimalistic handle and locking design
- All-glass corner solution without distracting profiles
- New fully-integrated drainage solution
- Elegant vent-height pull grip option, excellent operating experience
- Vent loads up to 500 kg
- Reduced number of individual components, more reliable fabrication
- Innovative guide rail system, easily removed for simple care and maintenance
- Tested in accordance with EN standards, secure investment

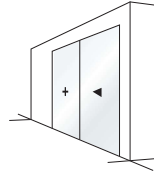


# Opening types

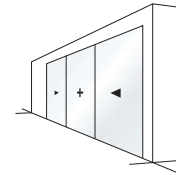
## Double-track



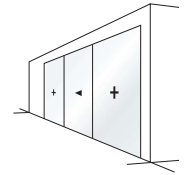
Typ 2A



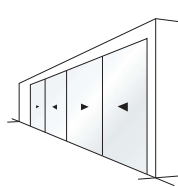
Typ 2A/1



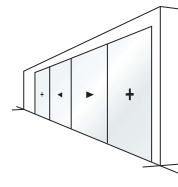
Typ 2B



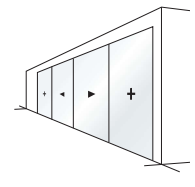
Typ 2C



Typ 2D

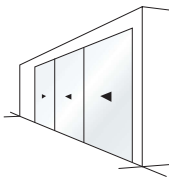


Typ 2D/1

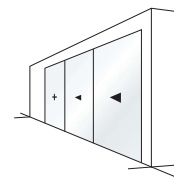


Typ 2G/1

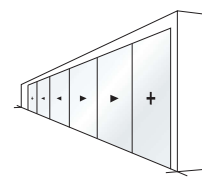
## Triple-track



Typ 3E

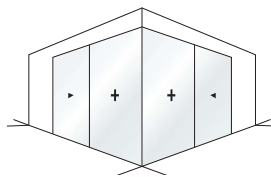


Typ 3E/1

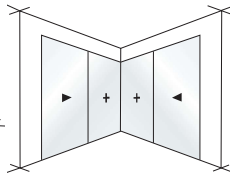


Typ 3F

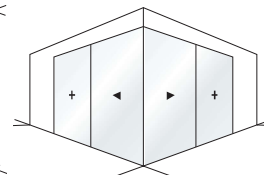
## 90° corners



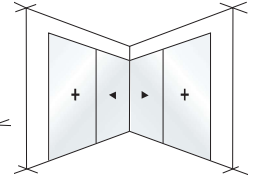
Typ 2B.o 90°



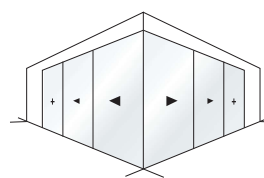
Typ 2B.i 90°



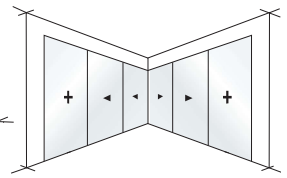
Typ 2D.o 90°



Typ 2D.i 90°



Typ 3F.o 90°



Typ 3F.i 90°

## Schüco ASE 70 PD.ME Gen2



Wherever there is need for high-quality design, comfort and maximum transparency, the Schüco ASE 70 PD.ME Gen2 Panorama Design system is the perfect solution for rooms to be flooded with light.

### Schüco Middle East

Dubai Airport Free Zone  
Building 9W, 4th Floor  
Block A, Office 401  
PO Box 371260  
Dubai, UAE  
Phone +971 4 207 9500  
railings@schueco.com  
www.schueco.com

Follow us:



### Schüco – System solutions for windows, doors and façades

The Schüco Group develops and sells system solutions for windows, doors, façades, sliding systems, security technology and sun shading. In addition to these innovative products for residential and commercial buildings, the building envelope specialist offers consultation and digital solutions for all phases of a building project – from the initial idea through to design, fabrication and installation. Machinery for fabrication and a 360° cycle of sustainability complement the range of products and services. With more than 5,650 employees worldwide, the Schüco Group strives to be the industry leader in terms of technology and service today and in the future. To this end, the company is always developing and testing new products and services for the entire building envelope, taking account of current market trends and standards. 12,000 fabricators, developers, architects and investors around the world work together with Schüco. The company is active in more than 80 countries and achieved a turnover of 1,75 billion euros in 2019. For more information, visit [www.schueco.com](http://www.schueco.com)

# SCHÜCO